


ZEROTEC ZRN60

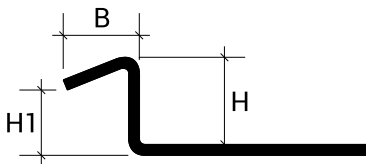
PRODUCT DESCRIPTION



ZEROTEC ZRN60 has been designed to optimize transitions between different flooring materials, situation that often occurs in public environments such as hotels and restaurants. Its delicate line and its defined inclination allow to optimize the transition between different heights: from 5/16", 3/8", 1/2" - 8, 10 or 12.5 mm thick tiles to another 1/4" - 6 mm thick floor, giving a modern and elegant touch to the environment. The ramp length is 21/64" - 8.5 mm fixed for all heights. This particular design protects and hides the portion of the underlying coating (1/4" - 6 mm thick) from impacts and mechanical hits, preventing its possible breakage.

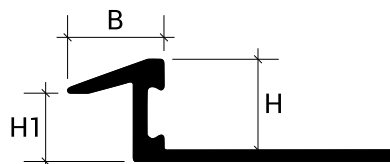
TECHNICAL FEATURES

Length: 2.70 meters - 8'10"



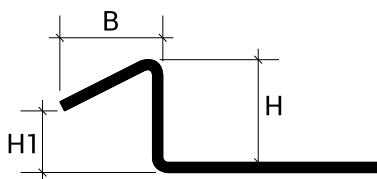
ZRN60/80 - Stainless Steel

B = 9/32" - 7 mm
H1 = 1/4" - 6 mm



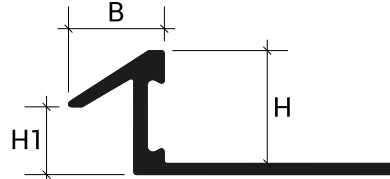
ZRN 60/80 - Aluminum

B = 21/64" - 8.5 mm
H1 = 1/4" - 6 mm



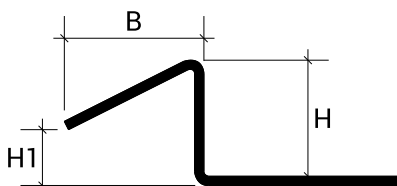
ZRN 60/100 - Stainless Steel

B = 3/8" - 10 mm
H1 = 1/4" - 6 mm



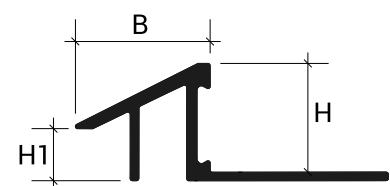
ZRN 60/100 - Aluminum

B = 21/64" - 8.5 mm
H1 = 1/4" - 6 mm



ZRN 60/125 - Stainless Steel

B = 5/8" - 15 mm
H1 = 1/4" - 6 mm



ZRN 60/125 - Aluminum

B = 39/64" - 15.5 mm
H1 = 1/4" - 6 mm

MATERIAL DESCRIPTION

Stainless Steel

Steel profiles are made by cold forming sheets of constant thickness, thus differing from the corresponding aluminum and brass versions made by hot extrusion, while maintaining their application and dimensional characteristics. Stainless steel effectively resists high mechanical stress and is particularly suitable for use in the chemical, food, and hospital sectors, where hygiene, durability, and chemical resistance are essential. Normally produced with a semi-gloss finish, a brushed finish can also be achieved by partially removing material using rotating nylon and quartz fiber brushes. This process gives the surface a matte appearance without altering its characteristics.

AISI 304 STAINLESS STEEL - EN X 5 CrNi 18 10 - DIN 1.4301:

This steel belongs to the AUSTENITIC category and is the most widespread and commonly used alloy for products requiring high technical and performance characteristics. It is highly resistant to most chemical agents but may stain or darken superficially; a standard polishing product is sufficient to restore its original appearance.



IL

zerotec >> ZRN in stainless steel AISI 304- DIN 14301 Polished		
Item	HxH1 inch	Finish
ZRN60/80IL270	5/16x1/4	IL - Polished
ZRN60/100IL270	3/8x1/4	IL - Polished
ZRN60/125IL270	1/2x1/4	IL - Polished

MATERIAL DESCRIPTION

Aluminum

The primary aluminum alloy EN AW-6060 in T6 temper is suitable for complex extrusions, offering high strength and an excellent natural surface finish that lends itself well to subsequent finishing processes.

ANODIZED ALUMINUM:

The anodic oxidation process provides protection against corrosion caused by atmospheric agents, without involving galvanic treatments.

In accordance with the EN 12373 standard, profiles undergo preliminary treatments that create a uniformly matte surface. They are then colored through an electrochemical oxidation process in standard finishes: Silver, Gold, Bronze, Copper, and Titanium, with a coating thickness of up to 20 microns.

BRIGHT POLISHED ALUMINUM:

The brightening process consists of a mechanical-chemical polishing treatment and the subsequent anodic bath in Gold, Chrome, Copper and Titanium colors. The resulting profiles retain the same corrosion resistance as standard anodized profiles.



AS



AT



ATSB



AMSB

zerotec >> ZRN60 in Anodized Aluminum		
Item	H inch	Finish
ZRN60/80AS270	5/16	AS - Silver
ZRN60/100AS270	3/8	AS - Silver
ZRN60/125AS270	1/2	AS - Silver
ZRN60/80AT270	5/16	AT - Titanium
ZRN60/100AT270	3/8	AT - Titanium
ZRN60/125AT270	1/2	AT - Titanium

zerotec >> ZRN60 in Bright Polished Anodized Aluminum		
Item	H inch	Finish
ZRN60/80ATSB270	5/16	ATSB - Brig. pol. brus. titanium
ZRN60/100ATSB270	3/8	ATSB - Brig. pol. brus. titanium
ZRN60/125ATSB270	1/2	ATSB - Brig. pol. brus. titanium

Profilitec S.p.A.
Via Scotte, 3 - 36033 Isola Vicentina (Vicenza), ITALY
Tel: +39 0444 268311
e-mail: profilitec@profilitec.com

Profilitec Corp.
e-mail: customerservice@profilitec.com

Profilitec Ibérica, S.L.U.
e-mail: iberica@profilitec.com

Profilitec France
e-mail: france@profilitec.com

zerotec >> ZRN60 in Brushed Anodized Aluminum		
Item	H inch	Finish
ZRN60/80AMSB270	5/16	AMSB - Brus. an. ant. bronze
ZRN60/100AMSB270	3/8	AMSB - Brus. an. ant. bronze
ZRN60/125AMSB270	1/2	AMSB - Brus. an. ant. bronze

APPLICATION

1. Choose the H-size profile corresponding to the thickness of the tile to be laid, taking care to ensure that the profile does not exceed the edge of the floor but is positioned 0.5 to 1 mm lower.
2. Spread the adhesive in the profile application area with the help of a notched trowel;
3. Cut the profile to the required length and place it with the perforated side in the adhesive, pressing and aligning it;
4. Apply an additional layer of adhesive to the perforation and in the cavities of the vertical section of the profile in contact with the edge of the floor;
5. Tend to leave a gap of about 3/32" - 2 mm between the profile and the tile edge to be filled later with sealant or grout.

N.B.: Aluminum profiles offer limited resistance to alkaline substances, so their use must be evaluated according to the expected chemical aggressions. Aluminum profiles in contact with cementitious substances can be attacked by corrosion processes, so residues of used adhesives and sealants should be removed immediately. When laying, the right amount of adhesive must be used and the right drying times observed, avoiding creating cavities in which water can stagnate, which would lead to the formation of alkaline substances (aluminum hydroxide) and trigger corrosive electrolytic phenomena.

CLEANING AND MAINTENANCE

STAINLESS STEEL:

Stainless steel is easy to clean and very hygienic because of its smooth, nonporous surface, which hinders the growth of bacteria. To keep it in good condition, simply wash it with warm soapy water, rinse it thoroughly and dry it with a soft cloth. If exposed to weathering, periodic cleaning is recommended to prevent corrosion. Brushed surfaces should be cleaned in the direction of brushing. In case of scratches, a specific polish can be used with a soft cloth.

Avoid cleaning agents containing hydrochloric acid, hydrofluoric acid or bleach, as well as abrasive products. Do not leave ordinary steel objects in contact with stainless steel to prevent contamination and rust stains. Also, do not leave damp patches or sponges on the surface to prevent water halos.

ALUMINIUM:

Aluminum requires no special maintenance.

For cleaning, use colorless alcohol diluted in water or neutral detergents, avoiding acidic ones (e.g., hydrochloric or hydrofluoric acid); use non-abrasive sponges or cloths to avoid damage. We recommend not applying cleaners directly to surfaces. After cleaning, rinse with water and dry immediately with a soft cloth. Avoid polishes. Quickly remove residual cement or grout to protect the surface.

WARNINGS

These profiles should be handled with care, using cut-resistant gloves. The indications and prescriptions herein, while corresponding to our experience, are to be considered purely indicative and must be confirmed by exhaustive practical applications. Profilitec declines any responsibility for any damage to people or things resulting from improper use of the products. The user is required to determine whether or not the product is suitable for use and assumes all responsibility arising from incorrect installation of the material.

BILL OF QUANTITIES ITEM

Supply and installation of profile in _____ (material), with _____
 _____ finish (refer to the Material Description section) in the characteristic size _____ mm,
 equipped with a punched flange that guarantees a perfect grip with the adhesive used. Profile with dovetail inner part for
 better adhesive grip.

Family type _____ from the Profilitec company as a transition and protection profile for the wall
 covering to be supplied and installed properly, following the methods and fields of application suggested by the
 manufacturer.

Profile length: 2700 mm

Profile SKU: _____

Material: _____ \$/pc

Installation: _____ \$/pc

Totale price: _____ \$/pc

Profilitec S.p.A.
 Via Scotte, 3 - 36033 Isola Vicentina (Vicenza), ITALY
 Tel: +39 0444 268311
 e-mail: profilitec@profilitec.com

Profilitec Corp.
 e-mail: customerservice@profilitec.com

Profilitec France
 e-mail: france@profilitec.com

Profilitec Ibérica, S.L.U.
 e-mail: iberica@profilitec.com